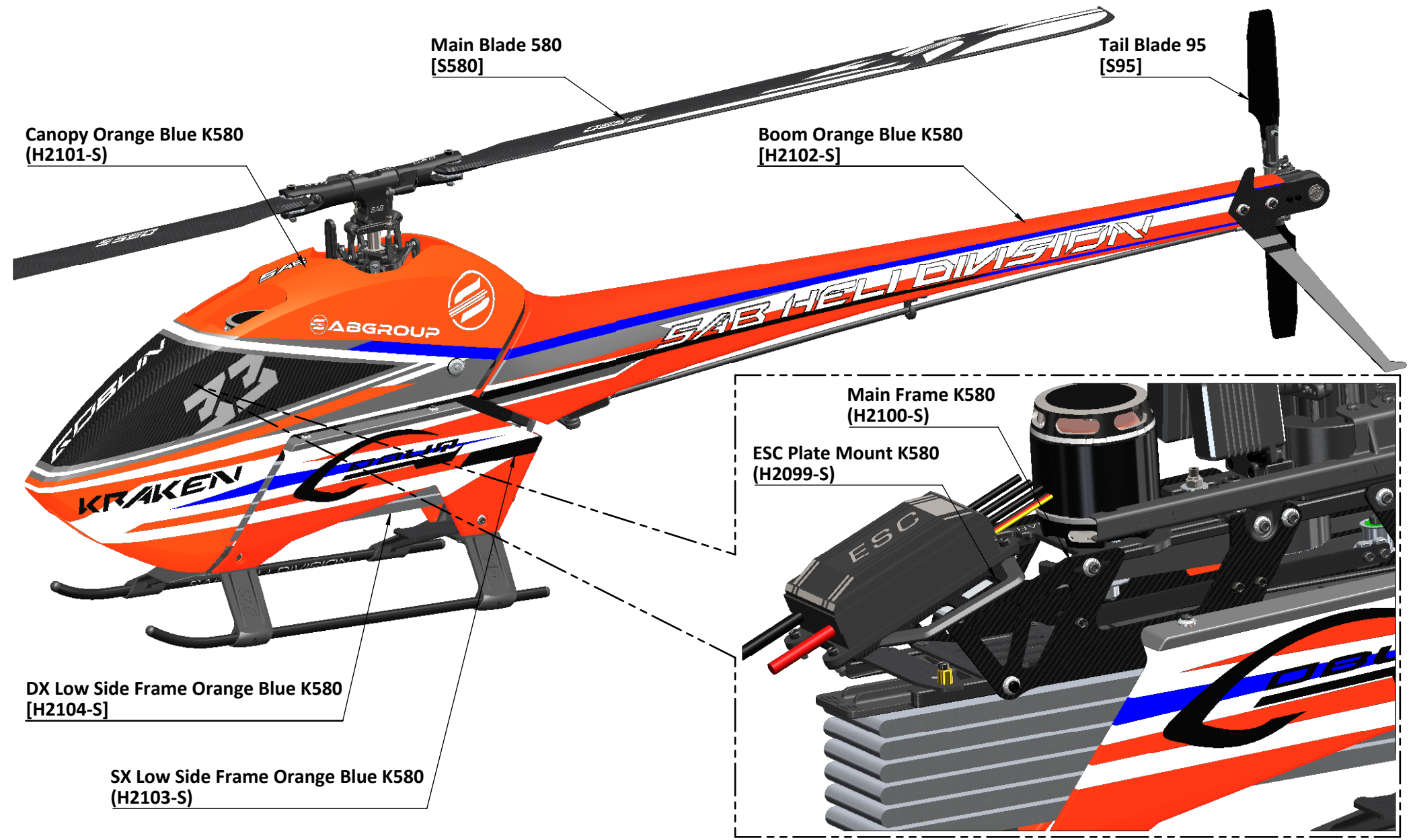
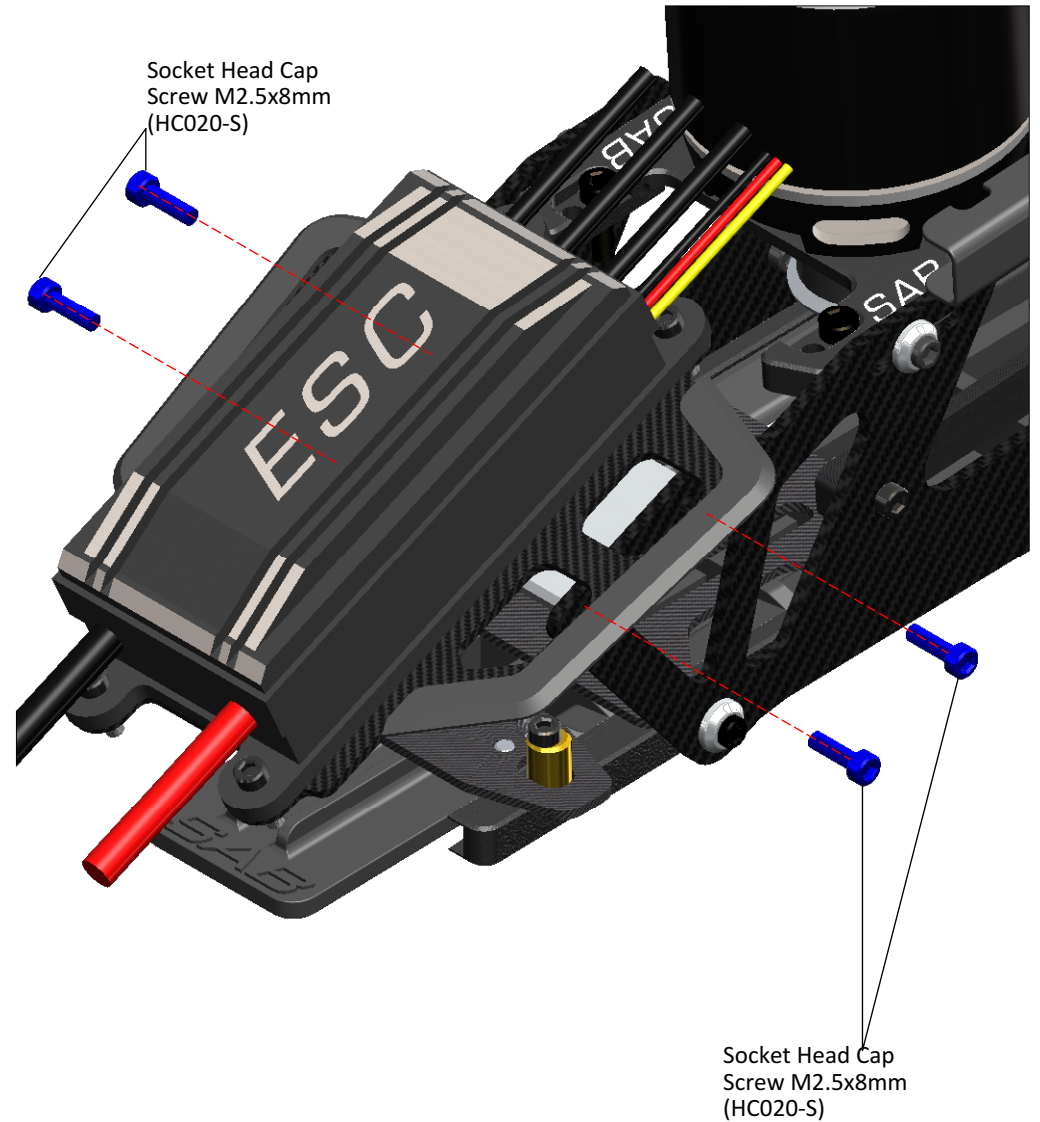
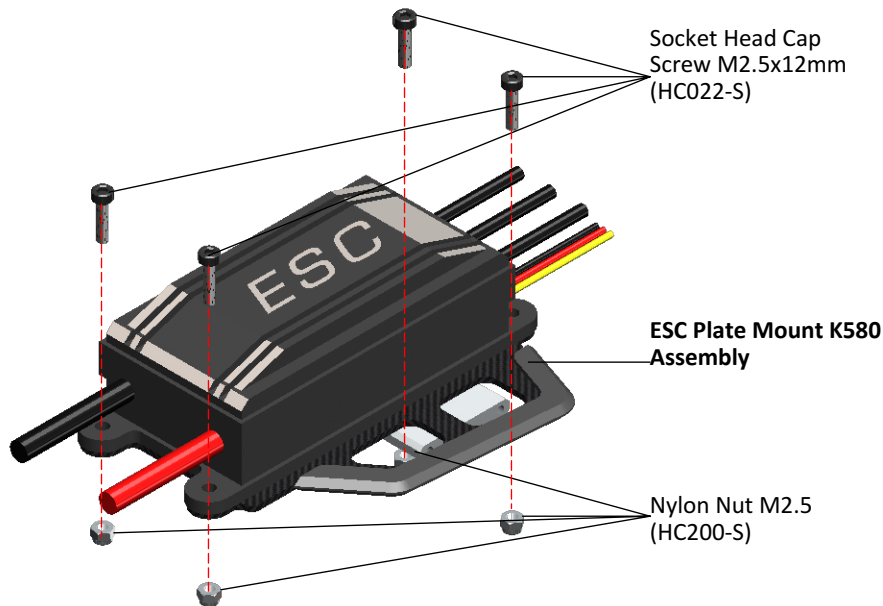
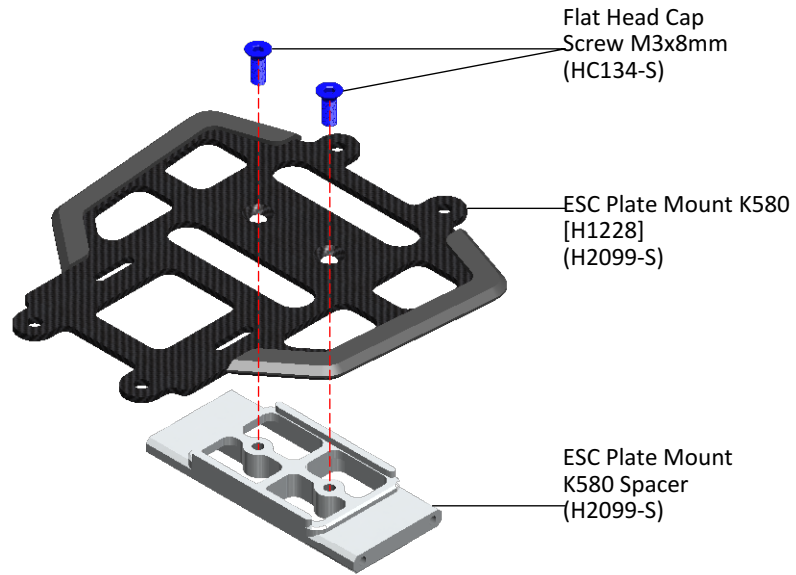
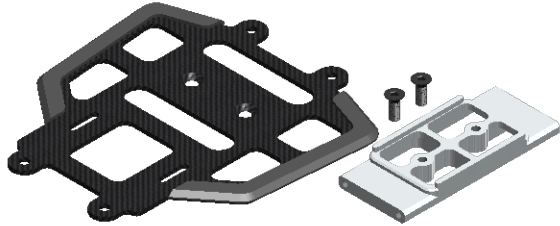


Please read this user manual carefully, it contains instructions for the correct assembly of the KIT.
Please refer to the website www.goblin-helicopter.com for updates and other important information. Thanks You.






**ESC Plate Mount K580
(H2098-S)**



- 1 x ESC Plate Mount.
- 1 x ESC Plate Mount K580 Spacer.
- 2 x Flat Head Cap Screw M3x8mm.

**Main Frame K580
(H2100-S)**




- 1 x Main Frame K580.

**Canopy Orange Blue K580
(H2101-S)**




- 1 x Canopy Orange Blue K580.
- 2 x Canopy Grommet.

**Boom Orange Blue K580
(H2102-S)**




- 1 x Boom Orange Blue K580.
- 2 x Locking element Tail.
- 4 x Finishing Washer M2.5.
- 1 x Nut Lock.
- 2 x Double-sided Tape 10x30.
- 4 x Socket Head Cap M3x10.
- 2 x Nylon Bolt M8x14.
- 1 x Nylon Bolt M8x20.
- 3 x Nylon Nut M8.
- 4 x Nylon Nut M2.5.

**SX Low Side Frame Orange Blue K580
(H2103-S)**




- 1 x SX Low Side Frame Orange Blue K580.

**DX Low Side Frame Orange Blue K580
(H2104-S)**




- 1 x DX Low Side Frame Orange Blue K580.

**Main Blade 580mm
[S580]**



- 2 x Main Blade 580mm.

**Tail Blade 95mm
[S95]**



- 2 x Tail Blade 95mm.